

WYPEŁNIA ZDAJĄCY

KOD

--	--	--

PESEL

--	--	--	--	--	--	--	--	--	--	--	--

Miejsce na naklejkę.

Sprawdź, czy kod na naklejce to

E-100.

Jeżeli tak – przyklej naklejkę.

Jeżeli nie – zgłoś to nauczycielowi.

Egzamin maturalny

Formuła 2015

JĘZYK ANGIELSKI

Poziom podstawowy

Symbol arkusza

EJAP-P0-100-2306

DATA: **5 czerwca 2023 r.**

GODZINA ROZPOCZĘCIA: **9:00**

CZAS TRWANIA: **120 minut**

LICZBA PUNKTÓW DO UZYSKANIA: **50**

**WYPEŁNIA ZESPÓŁ
NADZORUJĄCY**

Uprawnienia zdającego do:



- nieprzenoszenia odpowiedzi na kartę odpowiedzi
- dostosowania zasad oceniania.

Przed rozpoczęciem pracy z arkuszem egzaminacyjnym

1. Sprawdź, czy nauczyciel przekazał Ci **właściwy arkusz egzaminacyjny**, tj. arkusz we **właściwej formule**, z **właściwego przedmiotu** na **właściwym poziomie**.
2. Jeżeli przekazano Ci **niewłaściwy** arkusz – natychmiast zgłoś to nauczycielowi. Nie rozrywaj banderol.
3. Jeżeli przekazano Ci **właściwy** arkusz – rozerwij banderole po otrzymaniu takiego polecenia od nauczyciela. Zapoznaj się z instrukcją na stronie 2.



Instrukcja dla zdającego

1. Sprawdź, czy arkusz egzaminacyjny zawiera 17 stron (zadania 1–10). Ewentualny brak zgłoś przewodniczącemu zespołu nadzorującego egzamin.
2. Na pierwszej stronie oraz na karcie odpowiedzi wpisz swój numer PESEL i przyklej naklejkę z kodem.
3. Teksty do zadań od 1. do 3. zostaną odtworzone z płyty CD.
4. Pisz czytelnie. Używaj długopisu/pióra tylko z czarnym tuszem/atramentem.
5. Nie używaj korektora, a błędne zapisy wyraźnie przekreśl.
6. Pamiętaj, że zapisy w brudnopisie nie będą oceniane.
7. Aby zaznaczyć odpowiedzi w części karty przeznaczonej dla zdającego, zamaluj  pola do tego przeznaczone. Błędne zaznaczenie otocz kółkiem  i zaznacz właściwe pole.
8. Tylko odpowiedzi zaznaczone na karcie będą oceniane.
9. Nie wpisuj żadnych znaków w części przeznaczonej dla egzaminatora.

**Zadania egzaminacyjne są wydrukowane
na następnych stronach.**

Zadanie 1. (0–5)

Usłyszysz dwukrotnie wywiad z archeologiem. Zaznacz znakiem X, które zdania są zgodne z treścią nagrania (T – True), a które nie (F – False).

		T	F
1.1.	Sharon went to Canada to learn how to ski.		
1.2.	Sharon did not enjoy working in a hotel.		
1.3.	Sharon's boyfriend visited her at the ski resort a few times.		
1.4.	Apart from skiing, Sharon did some other outdoor activities.		
1.5.	Sharon encourages other students to take a gap year.		

Zadanie 2. (0–5)

Usłyszysz dwukrotnie pięć wypowiedzi związanych z pomyłkami. Do każdej wypowiedzi (2.1.–2.5.) dopasuj odpowiadające jej zdanie (A–F). Wpisz rozwiązania do tabeli.

Uwaga: jedno zdanie zostało podane dodatkowo i nie pasuje do żadnej wypowiedzi.

The speaker

- A. talks about a mistake connected with a number heard on the phone.
- B. made a mistake which led to an unnecessary visit from the police.
- C. warns against a mistake which may help criminals.
- D. tells you what to do if you make a certain mistake.
- E. describes the benefits of making a mistake.
- F. explains why a mistake was not corrected.

2.1.	2.2.	2.3.	2.4.	2.5.

Zadanie 3. (0–5)

Usłyszysz dwukrotnie pięć tekstów. Z podanych odpowiedzi wybierz właściwą, zgodną z treścią nagrania. Zakreśl jedną z liter: A, B albo C.

Tekst 1.

3.1. The woman enjoys

- A. taking risks.
- B. cooperation.
- C. competition.

Tekst 2.

3.2. According to the presenter, this is a good day to

- A. do your housework.
- B. invite neighbours to clean up your place
- C. help somebody with their housework.

Tekst 3.

3.3. What does the girl plan to do?

- A. improve her handwriting
- B. use electronic devices less
- C. make more notes

Tekst 4.

3.4. People who want to order something by phone should

- A. use the number given by Jim.
- B. leave a message on Jim's phone.
- C. wait for a call back from Jim.

Tekst 5.

3.5. The conversation is taking place

- A. at school
- B. in the woods
- C. on a road

PRZENIEŚ ROZWIĄZANIA ZADAŃ OD 1. DO 3. NA KARTĘ ODPOWIEDZI!


Zadanie 4. (0–4)

Przeczytaj tekst. Dobierz właściwy nagłówek (A–F) do każdej oznaczonej części tekstu (4.1.–4.4.). Wpisz odpowiednią literę w każdą kratkę.

Uwaga: dwa nagłówki zostały podane dodatkowo i nie pasują do żadnej części tekstu.

- A. A LIFE-SAVING OPERATION
- B. THE FORMATION OF THE CLIFFS
- C. AN ATTRACTION LOCATED ON THE CLIFFS
- D. A WAY TO PROTECT NATURE ON THE CLIFFS
- E. THE SHORTEST WALKING ROUTE TO THE CLIFFS
- F. AN IMPORTANT PLACE SEEN ON ARRIVAL AND DEPARTURE

THE WHITE CLIFFS OF DOVER



4.1.	
------	--

The White Cliffs of Dover are a British icon. They reach 110 metres above sea level. The cliffs are made of chalk, and they developed gradually over millions of years. When algae – tiny organisms which lived in the sea – died, they went to the bottom. Together with microscopic bodies of other creatures, they built layers of chalk which slowly grew into cliffs. There is no doubt that the place, with its wonderful natural history, needs special long-term protection.

4.2.	
------	--

To many people, the White Cliffs are a symbol of home, hope and freedom. To Britain they represent what the Statue of Liberty means to the US. They have welcomed and said goodbye to thousands of people crossing the English Channel for many centuries. Standing tall as guardians of the island, the White Cliffs have seen many dramatic moments in history.

4.3.	
------	--

During World War II, the White Cliffs were the first place in England which British, French and Belgian soldiers saw when they were evacuated from the beaches of Dunkirk in France. This event, known as *The Miracle of Dunkirk*, took place in 1940. Navy ships and private boats transported groups of soldiers to safety, and so helped them escape death. It was a critical moment during World War II.

4.4.	
------	--

Nowadays, thousands of tourists come to the White Cliffs every year to enjoy their beauty. Many of them also take a walk along the cliffs to the South Foreland Lighthouse which offers amazing views. It is not in use any more, but when it was built in 1843, it was the first lighthouse which used electric light. It was also the place where Faraday worked on electricity and the place from which Marconi carried out his radio transmissions in 1898.

Na podstawie: www.rabbies.com; www.whitecliffscountry.org.uk

PRZENIEŚ ROZWIĄZANIA NA KARTĘ ODPOWIEDZI!

Zadanie 5. (0–3)

Przeczytaj trzy teksty związane z podróżami. Z podanych odpowiedzi wybierz właściwą, zgodną z treścią tekstu. Zakreśl jedną z liter: A, B albo C.

Tekst 1.

TRAVELLER'S BLOG

- A. To make your holiday less stressful, don't take much luggage with you. If you have a lot of luggage, the chances of losing it are much higher.
- B. Keep an eye on the items you have with you at all times.
- C. Carry only a small number of valuable items with you. It's best to leave jewellery and expensive electronic equipment at home.
- D. When you go sightseeing, leave your passport, most of your cash and your credit cards in the hotel safe.

Na podstawie: www.travel.state.gov.

5.1. The text is about

- A. what to do when you lose your luggage during a holiday.
- B. why you should avoid leaving valuable things at a hotel.
- C. how to protect your things when you are on holiday.

Tekst 2.

NEW ADVENTURES

You tell us where you want to go, and we listen. Based on our customers' comments, we're pleased to present some amazing places that you may want to visit. We have seven exciting new locations from the old-world beauty of Europe to the exotic landscapes and culture of Indonesia. Among them are the islands of Bali and the safari parks of southern Africa. For details of where you can go, the types of accommodation and our prices, please visit our website on www.newadventures.com.

Na podstawie: www.oattravel.com

5.2. The author of the text

- A. suggests holiday destinations from which tourists can choose.
- B. encourages readers to post comments on the places they have visited.
- C. recommends accommodation at a certain location.

Tekst 3.

WHERE DO YOU WANT TO GO, BERNADETTE?

“Bernadette, do you remember? We told you when you started high school, that if you finished with top grades, you could have anything you wanted for your graduation present.”

“Yes Mum, I remember,” said Bernadette.

“We’d like to know what it is,” said her father.

“You’ll be surprised at my choice. Please, let’s go together to Antarctica! I’m so interested in it. I’ve read lots of travel journals and seen so many films about it. I really want to see it with my own eyes,” said Bernadette and pulled out a travel brochure from her bag. She put it on the table and opened it at the Antarctica page.

Her father picked the brochure up thoughtfully and said: “If we go, it has to be over Christmas because then it’s summertime there. What do you think about it? Do you agree?” he asked Bernadette’s mother.

“That’s a yes?” her mother said.

“Awesome! That’s a yes! That’s a yes! I’m so happy,” said Bernadette jumping out of her chair.

Na podstawie: www.chateline.com

5.3. What do we learn about the trip to Antarctica from the text?

- A. Bernadette’s father got the idea of it from a travel journal.
- B. Bernadette thinks it will be a good graduation present.
- C. Bernadette would like to go there on her own.

PRZENIEŚ ROZWIĄZANIA NA KARTĘ ODPOWIEDZI!

Zadanie 6. (0–5)

Przeczytaj tekst. Z podanych odpowiedzi wybierz właściwą, zgodną z treścią tekstu. Zakreśl jedną z liter: A, B, C albo D.

When Isabel Dalhousie entered the café, she looked around for Duncan Munrowe. She had never seen him before, and she wondered for a second if she would be able to find him. “Miss Dalhousie?” – from a distance Isabel heard a man’s raised voice. She looked to where the voice was coming from and saw Duncan. He was already sitting at a table, and she recognized him without any difficulty. It was mainly a matter of how he was dressed – a brown-green jacket, a dark-blue checked tie, brown trousers: the uniform of a rich, middle-aged country gentleman – nothing in bad taste. He had a handsome face, she thought. She walked to the table.

“Isabel,” she introduced herself.

“And I’m Duncan,” he stood up and said. “Thank you for coming.”

“My pleasure,” she replied. “How can I help you?”

“I have an art collection,” Duncan started. “Some of the paintings are in the Scottish National Gallery. But others I keep at home, like the painting by Poussin, the one that was stolen.”

“Tell me about the painting,” said Isabel. “I’ve seen it in a catalogue, but one can never really tell from a black and white photograph what a painting is like.”

“The Poussin which I have lost,” he went on, “is his late work. Like many of his paintings of that period it has what the experts call a ‘cool palette’. In other words, it’s not very bright and has lovely, rather faded colours which bring to mind his other popular piece of art *A Dance to the Music of Time*.”

“So, what happened?” she asked.

“The theft?... As you may know, I open the garden and the house to the public in the summer. It’s a great way of sharing art with people. I’ve always done it.”

“And that’s when it was stolen?”

“So, it seems. There were almost two hundred people who came and walked around the house. Maybe more. There were six volunteers – friends of ours. We tried to make sure that there was somebody in each room that was open to the public. Only six of them were open – including the main drawing room, the dining room and the library. Well, the system didn’t work because the volunteers took breaks every hour or two and sometimes there was nobody monitoring the rooms. The volunteers aren’t of course professional security guards. The Poussin was in the drawing room, and that room has a French window which opens onto the rose garden. The rose garden is surrounded by a hedge. I’m afraid we didn’t check if the French window was securely locked. But it certainly wasn’t open.”

“Were you insured?” asked Isabel.

“Yes,” he said. “Still, the insurance people were furious when I asked them if they were going to pay out.”

“So, what would you like me to do?” Isabel asked.

“Please, help me find the painting,” he said.

“All right, but first you need to know my charges. It’s £200 a day. If you agree I’ll start by looking at your house and then I’ll talk to the six volunteers.”

Na podstawie: *The Uncommon Appeal of Clouds* by Alexander McCall Smith

6.1. Duncan Munrowe attracted Isabel's attention by

- A. taking off his brown-green jacket.
- B. calling her name when she arrived.
- C. standing up when she entered the café.
- D. walking up to the table where she was sitting.

6.2. What does Duncan say about the stolen picture?

- A. It is more valuable than *A Dance to the Music of Time*.
- B. It can be compared to a black and white photograph.
- C. Its colours make you think of another painting.
- D. It is owned by the Scottish National Gallery.

6.3. When the house was open to the public

- A. the rooms were not guarded at certain times during the day.
- B. visitors had permission to enter all the rooms in the house.
- C. the French window was open because it was a hot day.
- D. there were professional guards in the house.

6.4. Who is Isabel?

- A. a representative of Duncan's insurance company
- B. a Scottish National Gallery employee
- C. Duncan's old friend
- D. a private detective

6.5. Which would be the best title for the text?

- A. A PAINTING STOLEN FROM THE NATIONAL GALLERY
- B. A FAMOUS ART COLLECTOR ARRESTED
- C. AN ART COLLECTOR WITH A PROBLEM
- D. A WORK OF ART FOUND IN A GARDEN

PRZENIEŚ ROZWIĄZANIA NA KARTĘ ODPOWIEDZI!

Zadanie 7. (0–3)

Przeczytaj tekst, z którego usunięto trzy zdania. Wpisz w każdą lukę (7.1.–7.3.) literę, którą oznaczono brakujące zdanie (A–E), tak aby otrzymać spójny i logiczny tekst. **Uwaga:** dwa zdania zostały podane dodatkowo i nie pasują do żadnej luki.

THE SEARCH FOR THE LOST KEYS

Not too far from where I live, up in the mountains, there's a huge old train tunnel that's been changed into a hiking trail. **7.1.** _____ But it's an exciting two-hour hike so I try to do it as often as I can.

One day, my best friend Vicky, her sister Mary and I decided to hike the tunnel together. Mary was very tired after working long hours the previous day but was keen to go on a walk.

7.2. _____ She looked shocked and announced she didn't have them.

We desperately looked around the car and in all the backpacks. We couldn't find the keys anywhere. Then Vicky said that she had probably lost them somewhere along the way.

Hearing this, I decided that we should walk through the entire tunnel again, but Mary didn't want to join us because she felt exhausted. With our phone lights on, Vicky and I searched the whole tunnel. **7.3.** _____ We were stuck in the mountains. Finally, we phoned Vicky's mother who agreed to bring us the spare keys. When she arrived after a few hours, Vicky used the spare keys to open the door and just as we were getting inside, she... spotted her keys **ON THE ROOF OF THE CAR!**

Na podstawie: www.reddit.com

- A.** Luckily, Mary found the missing keys at the end of the tunnel.
- B.** It's a little scary inside so whenever I go for a hike, I never enter the tunnel.
- C.** There's no light inside, it's very cold, and it's about 5 kilometres from end to end.
- D.** When we got back to the car again, darkness was falling, but we still didn't have the keys.
- E.** We hiked through the tunnel, and when we got back to the car Vicky started checking her pockets for the keys.

PRZENIEŚ ROZWIĄZANIA NA KARTĘ ODPOWIEDZI!

Zadanie 8. (0–5)

Przeczytaj tekst. Z podanych odpowiedzi wybierz właściwą, tak aby otrzymać logiczny i gramatycznie poprawny tekst. Zakreśl jedną z liter: A, B albo C.

SERIOUS CASES OF FORGETFULNESS

Back in 1997 in the German city of Frankfurt, a man reported his car as stolen to the police. Twenty years later, the authorities in the city finally tracked down the missing vehicle, only to discover that the man **8.1.** _____ owned it had, in fact, simply forgotten where he'd parked the car.

The vehicle **8.2.** _____ by construction workers in an old factory building. They reported it to the police, who then checked their records and contacted the owner.

According **8.3.** _____ the German regional paper *Augsburger Allgemeine*, the police had to drive the man, by that time 76 years old, to get the car. Unfortunately, it was no **8.4.** _____ in working order, so the owner decided to sell it for spare parts.

8.5. _____ are more cases like this. For example, a man from Scotland couldn't find his car after going to a concert in Manchester. He searched for the vehicle for 5 days before giving up. Finally, he reported that his car had been stolen, but fortunately, the police found it six months later. It was exactly where he'd left it, though with parking fines of nearly £5,000.

Na podstawie: www.independent.co.uk

8.1.

- A. whose
- B. which
- C. who

8.2.

- A. found
- B. was found
- C. was finding

8.3.

- A. with
- B. to
- C. by

8.4.

- A. longer
- B. further
- C. better

8.5.

- A. Those
- B. They
- C. There

PRZENIEŚ ROZWIĄZANIA NA KARTĘ ODPOWIEDZI!

Zadanie 9. (0–5)

W zadaniach 9.1.–9.5. spośród podanych opcji (A–C) wybierz tę, która najlepiej oddaje sens wyróżnionego zdania lub fragmentu zdania. Zakreśl jedną z liter: A, B albo C.

9.1. How long **do you intend to stay in England?**

- A. are you planning to be in England?
- B. have you been in England?
- C. will it take you to travel to England?

9.2. **They won't finish the project on time if they have a problem.**

- A. They will finish the project on time in spite of any problems.
- B. They will finish the project on time even if a problem appears.
- C. They will finish the project on time unless there is a problem.

9.3. **Flights are more comfortable than train journeys.**

- A. Train journeys offer as much comfort as flights.
- B. Train journeys are much more comfortable than flights.
- C. Train journeys aren't as comfortable as flights.

9.4. **He met her while he was walking** in the park.

- A. When he met her, he decided to take a walk
- B. Their meeting took place during his walk
- C. They met before he took a walk

9.5. **I have little in common with** my older brother.

- A. like the same things as
- B. am not very similar to
- C. haven't got much time to meet

PRZENIEŚ ROZWIĄZANIA NA KARTĘ ODPOWIEDZI!

Zadanie 10. (0–10)

Na początku każdego roku wiele osób decyduje się wprowadzić zmiany w swoim życiu. Ty również postanowiłeś(-aś) to zrobić. We wpisie na swoim blogu:

- poinformuj czytelników, co postanowiłeś(-aś) zmienić i dlaczego
- opisz reakcję swoich bliskich na Twoje postanowienie
- przedstaw problem, który pojawił się w trakcie wprowadzania zmian w Twoim życiu
- wyjaśnij, w jaki sposób zamierzasz rozwiązać ten problem.

Rozwiń swoją wypowiedź w każdym z czterech podpunktów, pamiętając, że jej długość powinna wynosić **od 80 do 130 wyrazów** (nie licząc wyrazów w zdaniach, które są podane). Oceniane są: umiejętność pełnego przekazania informacji (4 punkty), spójność i logika wypowiedzi (2 punkty), bogactwo językowe (2 punkty) oraz poprawność językowa (2 punkty). Podpisz się jako **XYZ**.

CZYSTOPIS

Hi everyone!

I've made some New Year's resolutions!

.....

.....

.....

.....

.....

.....

.....

.....

.....

.....

.....

.....

.....

.....

.....

.....

.....

.....

.....

.....

.....

.....

.....

BRUDNOPIS (*nie podlega ocenie*)

Więcej arkuszy znajdziesz na stronie: arkusze.pl

Więcej arkuszy znajdziesz na stronie: arkusze.pl

Więcej arkuszy znajdziesz na stronie: arkusze.pl

JĘZYK ANGIELSKI
Poziom podstawowy

Formuła 2015

JĘZYK ANGIELSKI
Poziom podstawowy

Formuła 2015

JĘZYK ANGIELSKI
Poziom podstawowy

Formuła 2015